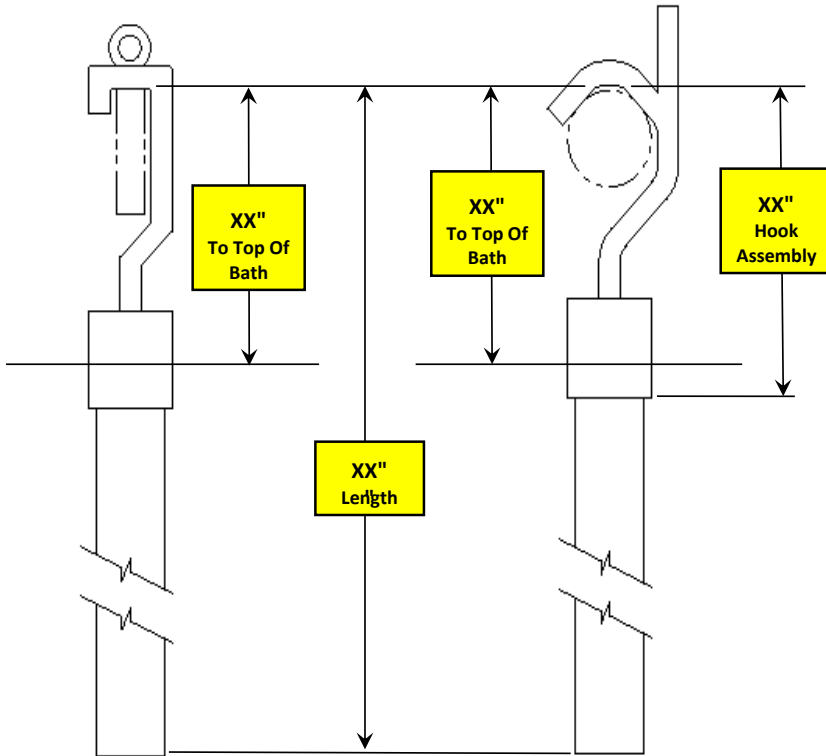


CUSTOMER:
CONTACT :
DATE:
QUOTE #:
P.O. #:
ORDER #:


APPROVED BY:
Customer Signature: _____
Date: _____

Specify Chrome Bath Type		
CONVENTIONAL	HIGH SPEED	FLOURIDE

Maximum Amperage Required
AMPS


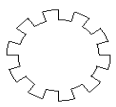




Lead Alloy Required		
%		
ALLOY	Sb	Sn

Bus Bar	
XX"	XX"
Square	Round

Hook Required
SKE

Plastisol Required	
YES / NO	COLOR: Black

Specify Extrusion Profile
?

 #1 Ripple	 #2 Ribbed
 #3 Round	 #4 Square
 #5 Rectangle	 #6 Ellipse
Extrusion profiles available also include hollow and cored shapes. Contact factory for details.	